



EASTFIELD RESOURCES

TSX-V: ETF
OTC: ETFLF

March 2023

Cautionary Statement

Eastfield Resources Ltd. has taken all reasonable care in producing and publishing information contained in this presentation. Material may still contain technical or other inaccuracies, omissions, or typographical errors, for which Eastfield Resources assumes no responsibility. Eastfield Resources does not warrant or make any representations regarding the use, validity, accuracy, completeness or reliability of any claims, statements or information on this site.

Under no circumstances, including, but not limited to, negligence, shall Eastfield Resources be liable for any direct, indirect, special, incidental, consequential, or other damages, including but not limited to, loss of programs, loss of data, loss of use of computer or other systems, or loss of profits, whether or not advised of the possibility of damage, arising from your use, or inability to use, the material on this site. The information is not a substitute for independent professional advice before making any investment decisions. Furthermore, you may not modify or reproduce in any form, electronic or otherwise, any information on this site, except for personal use unless you have obtained our express permission.

This presentation may contain forward-looking statements, including but not limited to comments regarding predictions and projections. Forward-looking statements address future events and conditions and therefore involve inherent risks and uncertainties. Actual results may differ materially from those currently anticipated in such statements.

This presentation has been reviewed and approved by Mr. J.W. Morton, P. Geo., who is the Qualified Person within the context of NI 43-101 and takes responsibility for it.

TSX-V: ETF

EASTFIELD RESOURCES - Overview

- **Eastfield Resources Ltd.** is a Canadian public resource company that has traded on the TSX - Venture exchange under the symbol **ETF** since 1987.
- Eastfield currently has five mineral exploration projects in Western Canada. These projects include Gold, Copper, Cobalt, Silver, Molybdenum and Platinum Group Metals.
- Eastfield options properties out to partners to explore. This strategy reduces risk, increases leverage and minimizes share dilution.
- Since inception, **our projects have resulted in 5 spinouts** and numerous joint ventures in it's various spinouts with partners including Goldfields, Teck, Freeport McMorran and other major and junior resource companies.

TSX-V: ETF, OTC: ETFLF

EASTFIELD RESOURCES

Capital Structure: Financial Statements Feb. 28, 2022

Shares Issued: 55,561,585

Options: 4,220,000

Warrants: 3,666,666

Fully Diluted Shares: 63,448,251

Cash & Equivalents: \$190,500

Investments: \$1,400,000

Directors/Officers:

James W. (Bill) Morton, M.Sc, P.Geo President, CEO and Director

Glen Garratt, B.Sc. P.Geo., VP Exploration and Director

David Douglas, CPA, CA, CFO

TSX-V: ETF, OTC: ETFLF

EASTFIELD RESOURCES

Eastfield holds investments in the following companies

Investments	Shares
Alpha Copper Corp.	313,530
Cariboo Rose Resources Ltd.	208,000
GK Resources	330,000
Northwest Copper Corp.	186,289
Vizsla Copper Corp	3,610,226
West Oak Gold Corp.	200,000

TSX-V: ETF, OTC: ETFLF

Why British Columbia?

- Long history of mineral exploration & mining
- 2021 mineral exploration in BC - \$265 million
- BC is Canada's leading producer of copper.
- Local Expertise and skilled workforce.
- Low political risk and mining friendly jurisdiction. Ranked AAA in 2019 – (Mining Journal)
- Excellent road, rail and power infrastructure.
- Supportive indigenous communities – BC government has entered agreements that provide Indigenous nations with shared benefits
- Low-cost, green hydro electric supply

TSX-V: ETF, OTC: ETFLF

PROPERTIES

Zymo B.C.
Cu - Au porphyry
100% owned

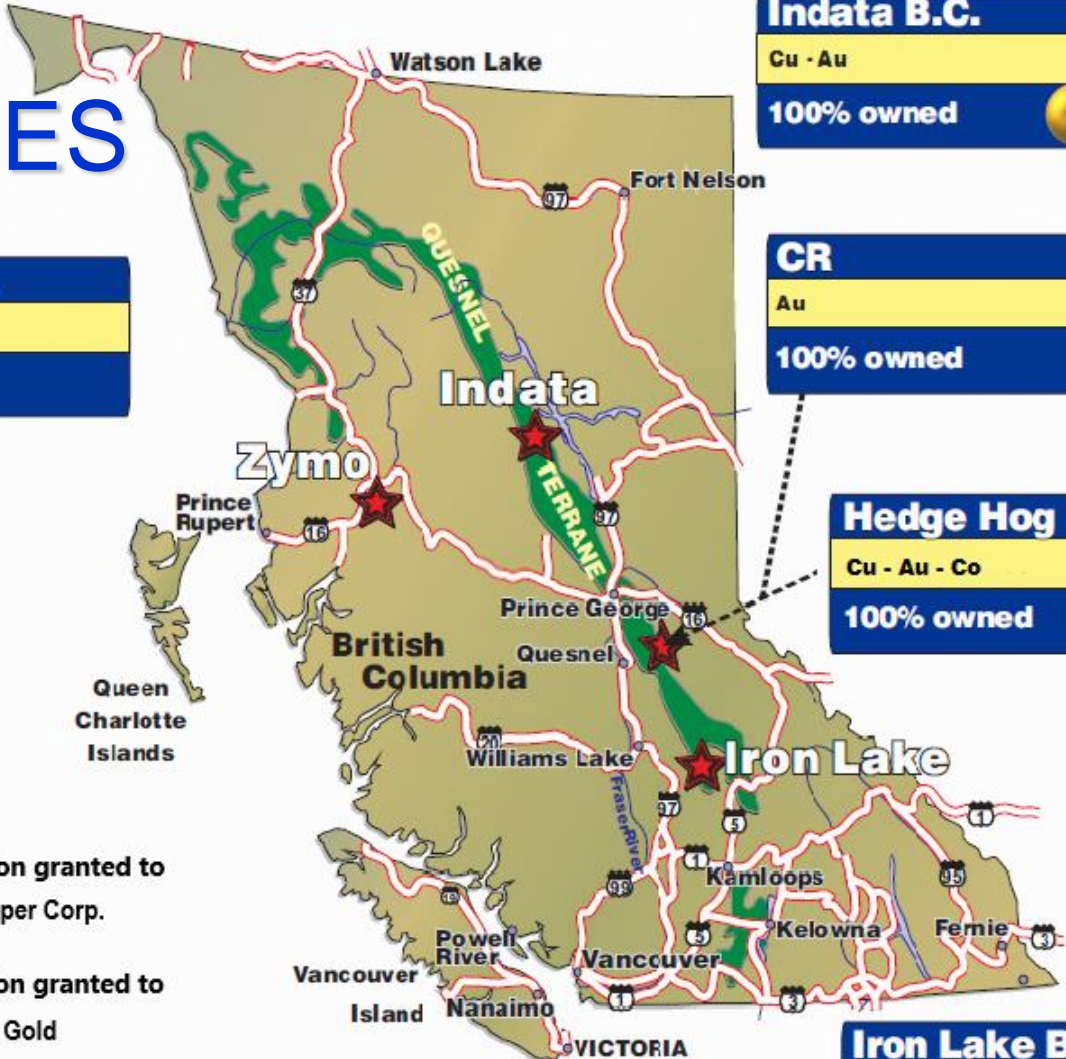
Indata B.C.
Cu - Au
100% owned

CR
Au
100% owned

Hedge Hog
Cu - Au - Co
100% owned

Iron Lake B.C.
Cu - Ni - Au - Pd - Pt - Co
100% owned

-  60% option granted to Alpha Copper Corp.
-  60% option granted to West Oak Gold
-  80% option granted to TECH -X Resources



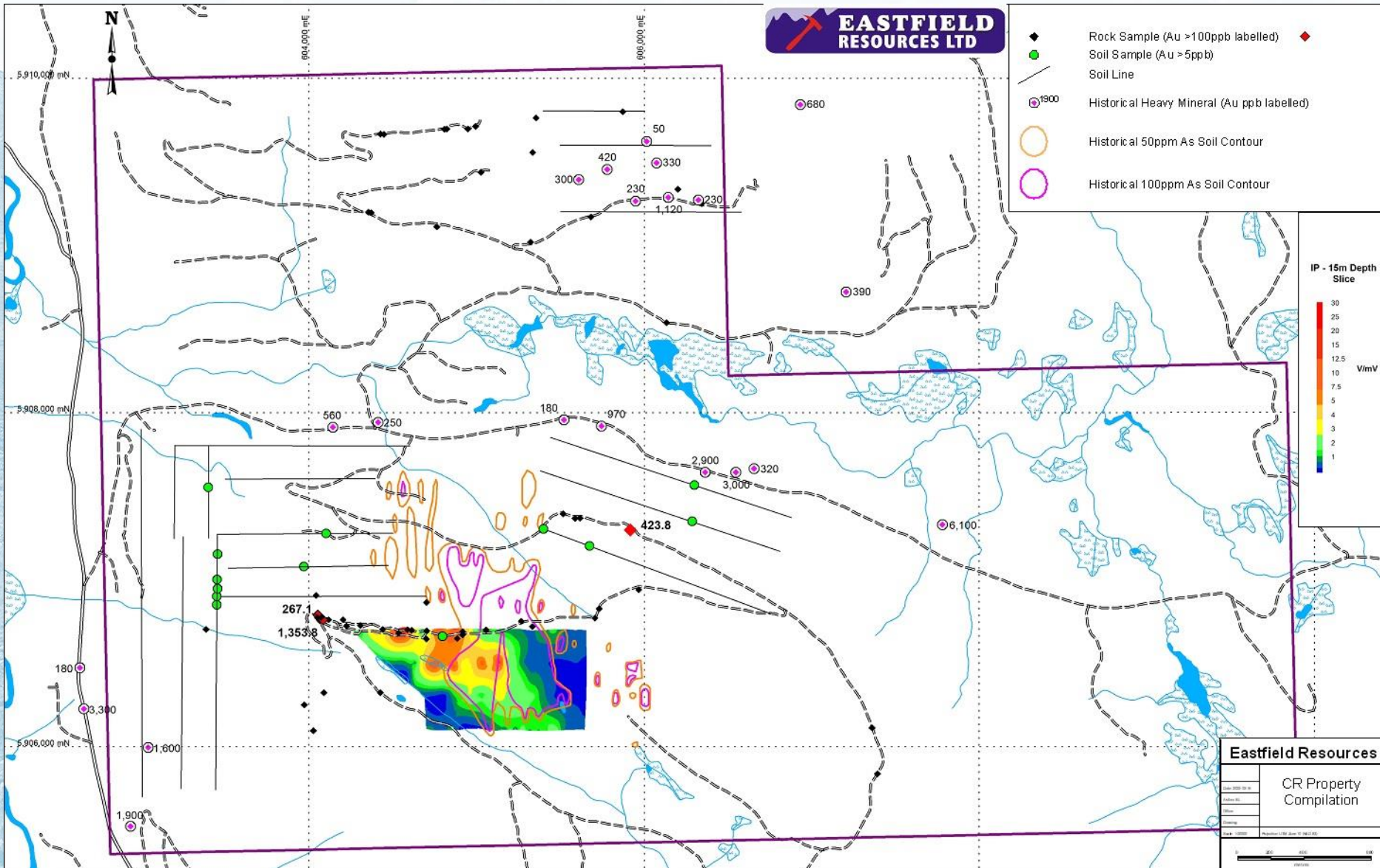
TSX-V: ETF, OTC: ETFLF

CR - Overview

Drilling planned for Spring/Summer 2023

- Staked by Eastfield Resources Ltd. after a data search of the Wells-Barkerville area.
- 927 hectares – 20km north of historic gold mining towns of Barkerville and Wells
- 200 M X 800 M IP chargeability coincident with arsenic anomaly.
- Extensive regional gold values in heavy mineral sampling
- Several occurrences of quartz & iron carbonate alteration with up to 1.35 g/t Au.

CR – Gold Geochemistry



INDATA – Property Overview

2,100M drilled in 2022

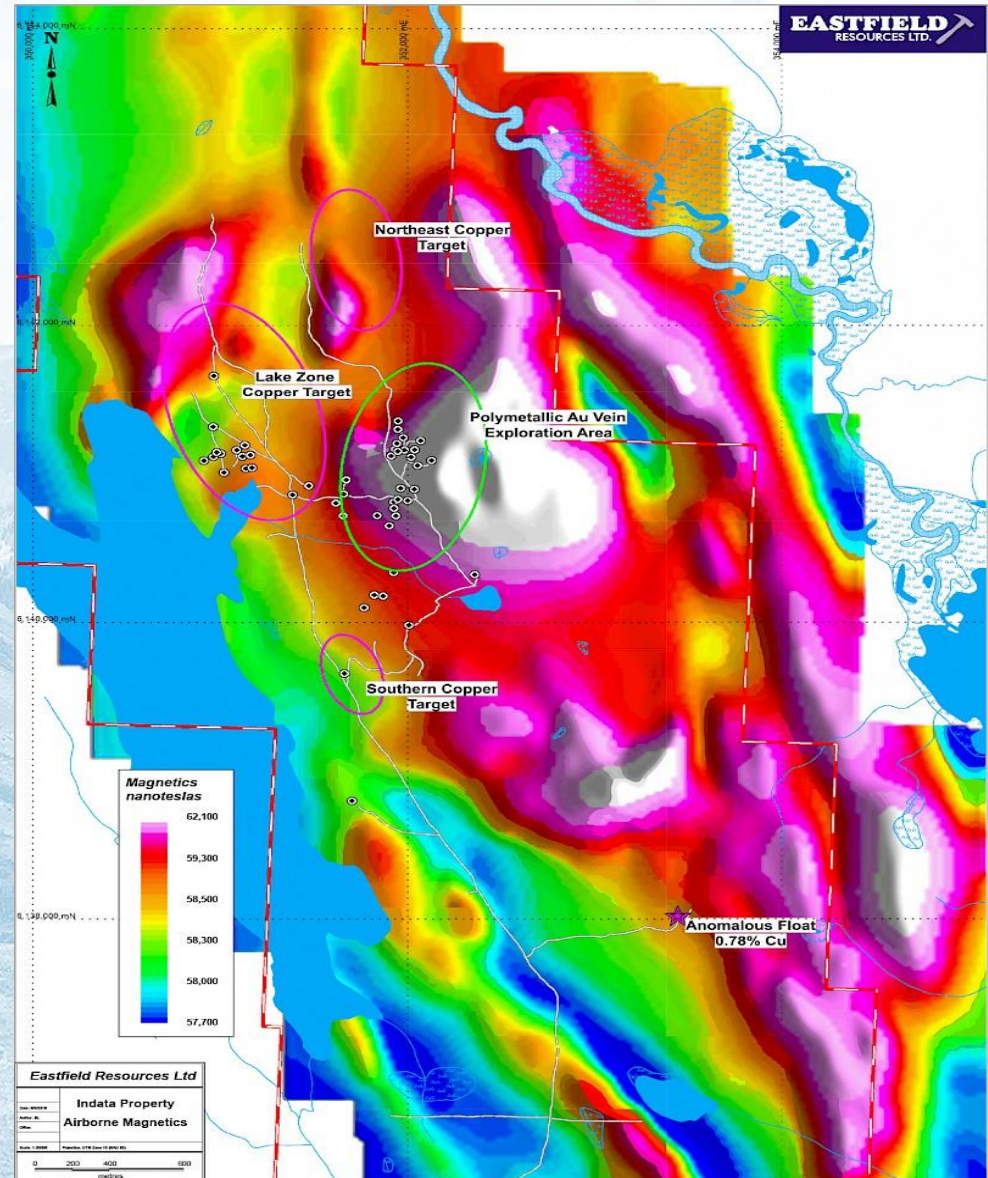
- Copper Gold Molybdenum Project 130 kilometres northwest of Fort St. James, British Columbia.
- Lode gold and porphyry copper mineralization
- 2022 Molybdenum discovery
- Under option to Alpha Copper who can earn 60% interest by completing \$2 million in exploration.



TSX-V: ETF, OTC: ETFLF

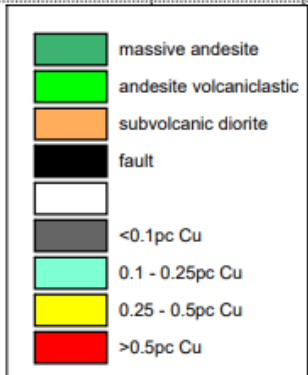
INDATA

- Adjacent to Pinchi fault.
- Two types of mineralization:
 - Gold-Silver Mesothermal veins.
 - Porphyry style copper hosted in mafic volcanic rocks and granodiorite intrusions.
- 2022 drill highlights include:
 - Hole 22-82 intersected 170m grading .23% Cu including 26m grading .47% Cu.
 - New - “Area 74” Molybdenum discovery - 30m of .10% Mo including 7.5m of .32% Mo


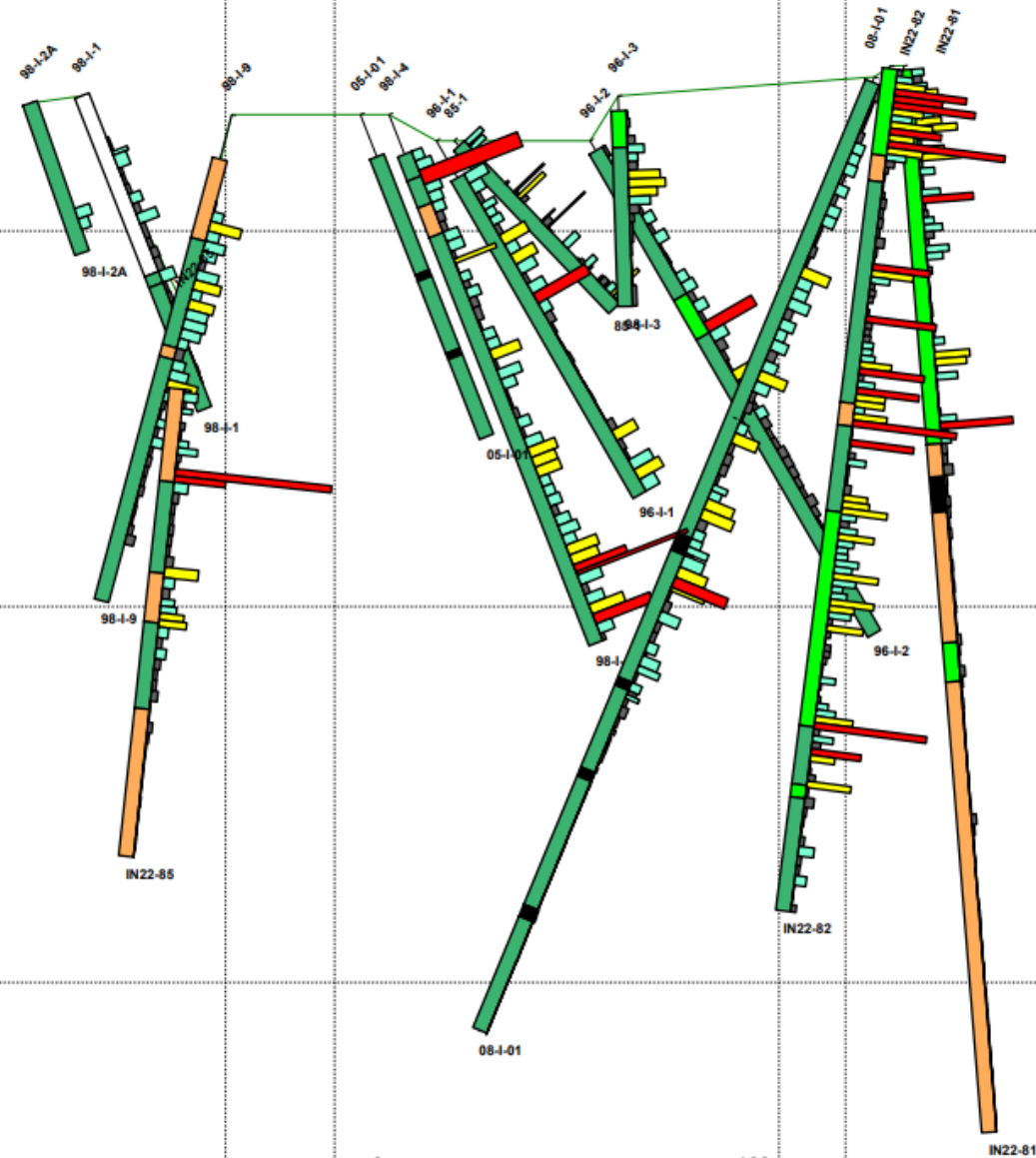


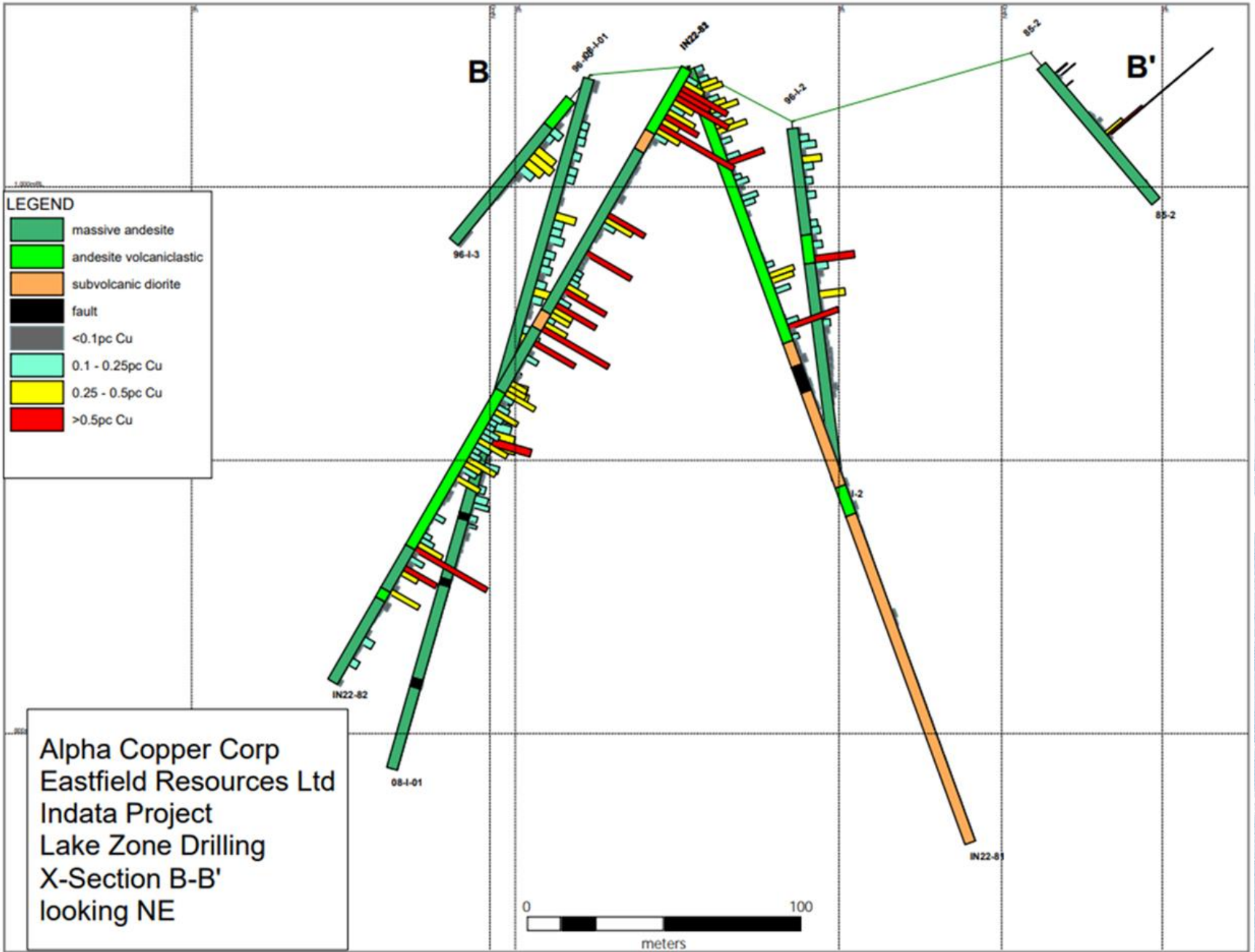
A


A1



Alpha Copper Corp
 Eastfield Resources Ltd
 Indata Project
 Lake Zone Drilling
 X-Section A-A'
 looking NW

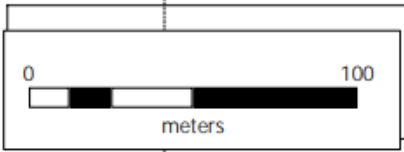




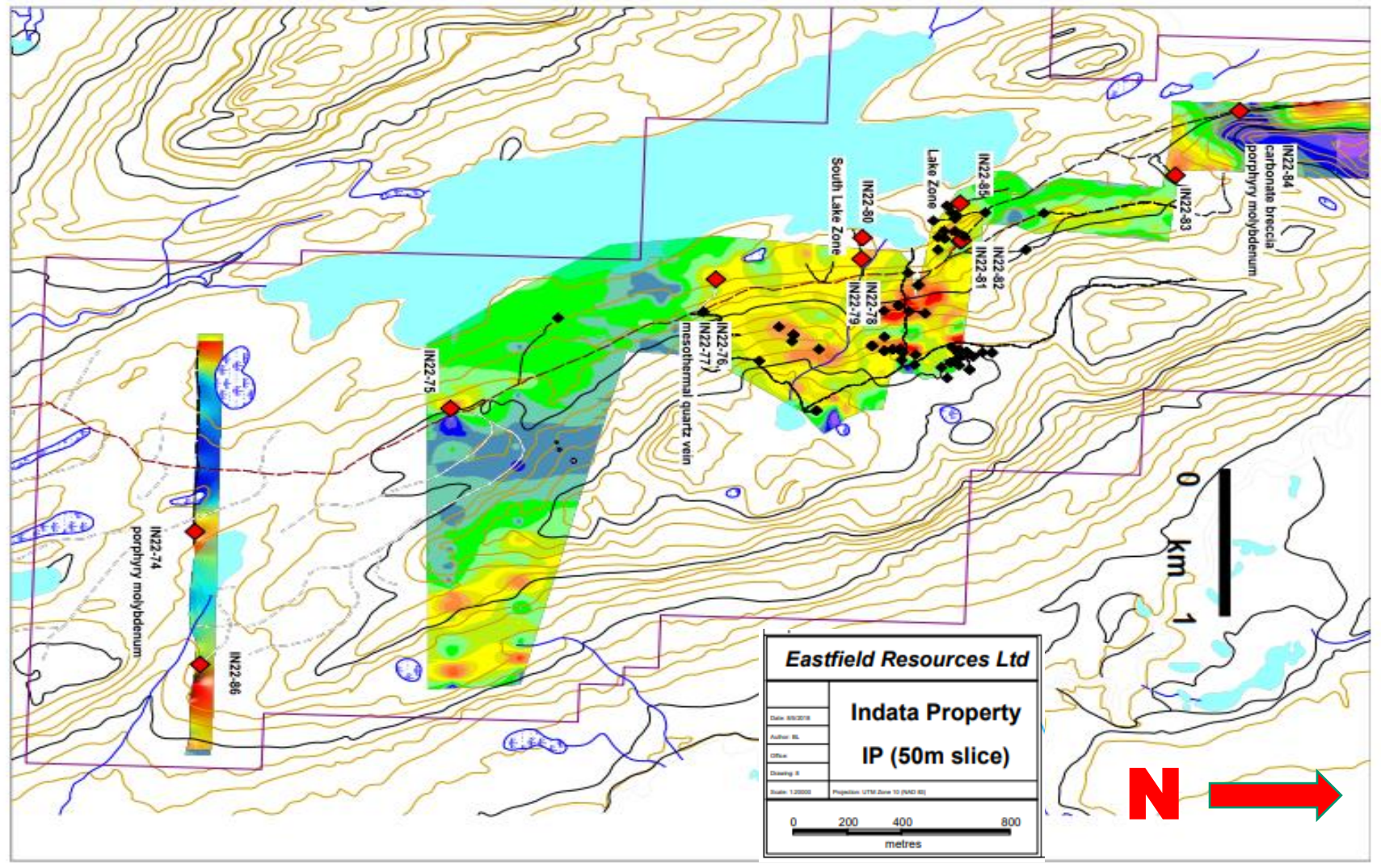


Alpha Copper Corp
Eastfield Resources Ltd
Indata Project
Lake Zone Drilling
Jan 2023

- Legend**
- massive andesite
 - andesite volcanoclastic
 - subvolcanic diorite
 - fault
 - <math>< 0.1\text{pc Cu}</math>
 - 0.1 - 0.25pc Cu
 - 0.25 - 0.5pc Cu
 - >0.5pc Cu
 - cp_showing



INDATA



TSX-V: ETF, OTC: ETFLF

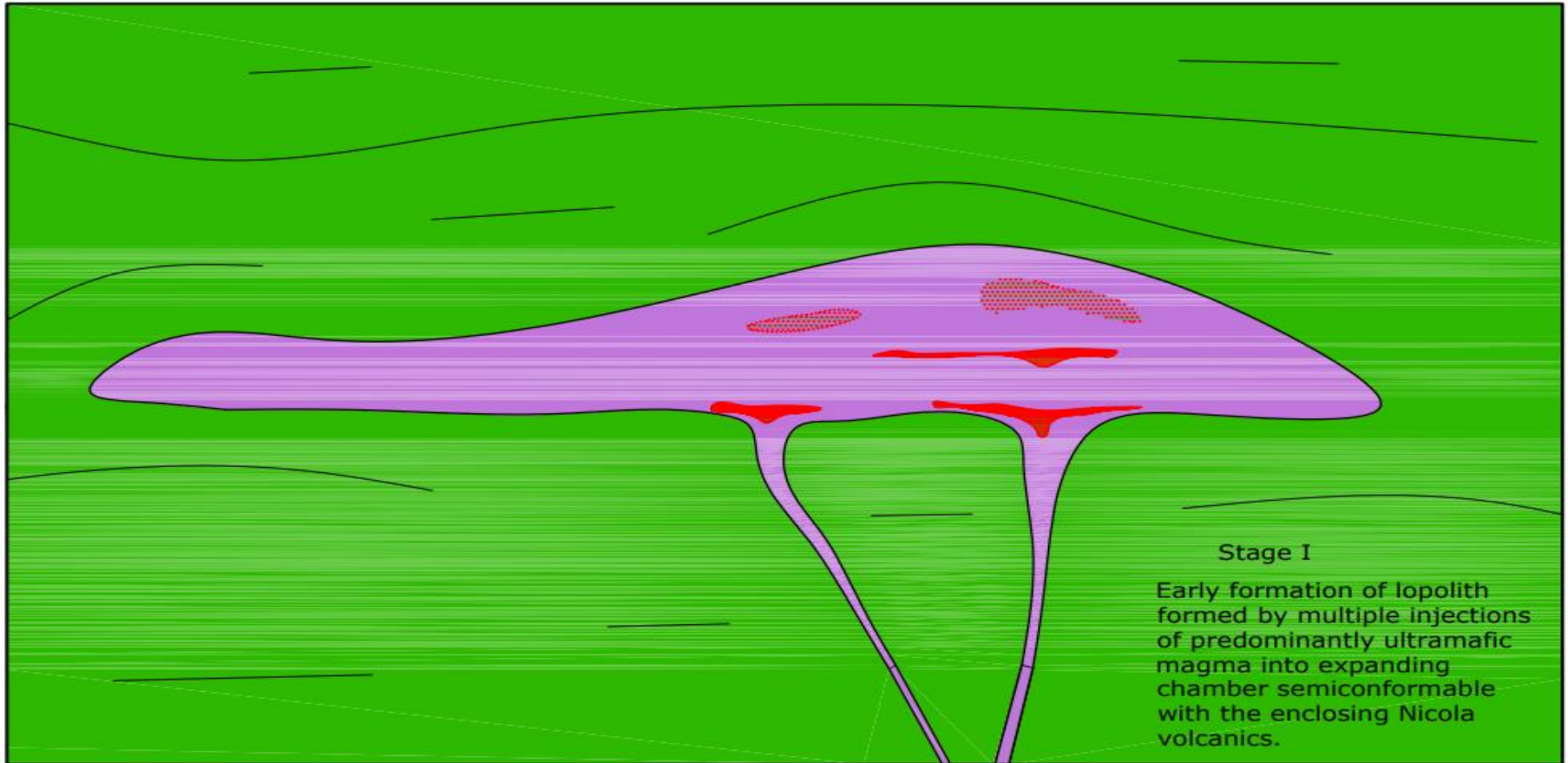
IRON LAKE

- Copper-Nickel-Gold-Platinum-Palladium-Cobalt
- 23 Drill holes completed in 2022.
- Permitting underway for 75 drill holes
- Iron Lake ultramafic complex with massive sulphide and disseminated mineralization carrying Platinum, Palladium, Copper and Gold values.
- Located in central BC, 45 km northeast of 100 Mile House.
- Tech-X, a private company has funded extensive exploration since early 2021, including airborne and ground geophysical surveys, geological mapping, trenching, and drilling.

TSX-V: ETF


IRON LAKE


Conceptual Model





Stage I

Early formation of lopolith formed by multiple injections of predominantly ultramafic magma into expanding chamber semiconformable with the enclosing Nicola volcanics.

 Mainly pyroxenite; local diorite, pegmatite, gabbro; minor dunite peridotite.

 Nicola Group

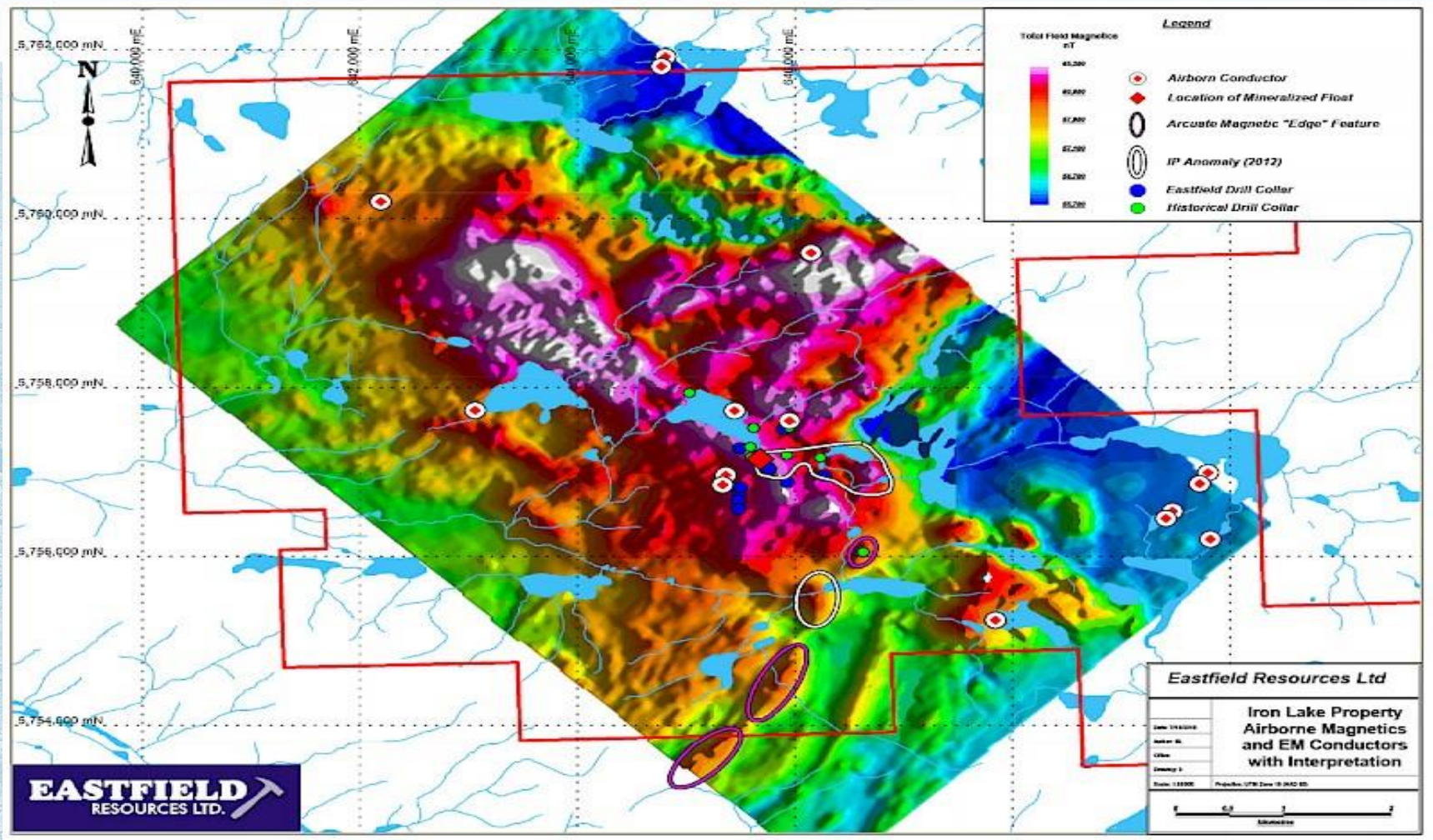
 Magmatic Cu-Ni-Co-Pt-Pd-Au sulphide mineralization (disseminated to massive); potentially stacked above feeder vent(s).

 Irregular semi-conformable zones of disseminated Pt-Pd mineralization commonly associated with magnetite-rich zones

TECH-X RESOURCES INC.
Iron Lake Complex
Conceptual Model
Stage I
Clinton Mining Division, B.C.

N.T.S. 92P/15	NOT TO SCALE
Drawn By: G. Belik	DATE: Jan 18, 2022
Approved By: J.M. Dawson,	Fig: IL2022-1

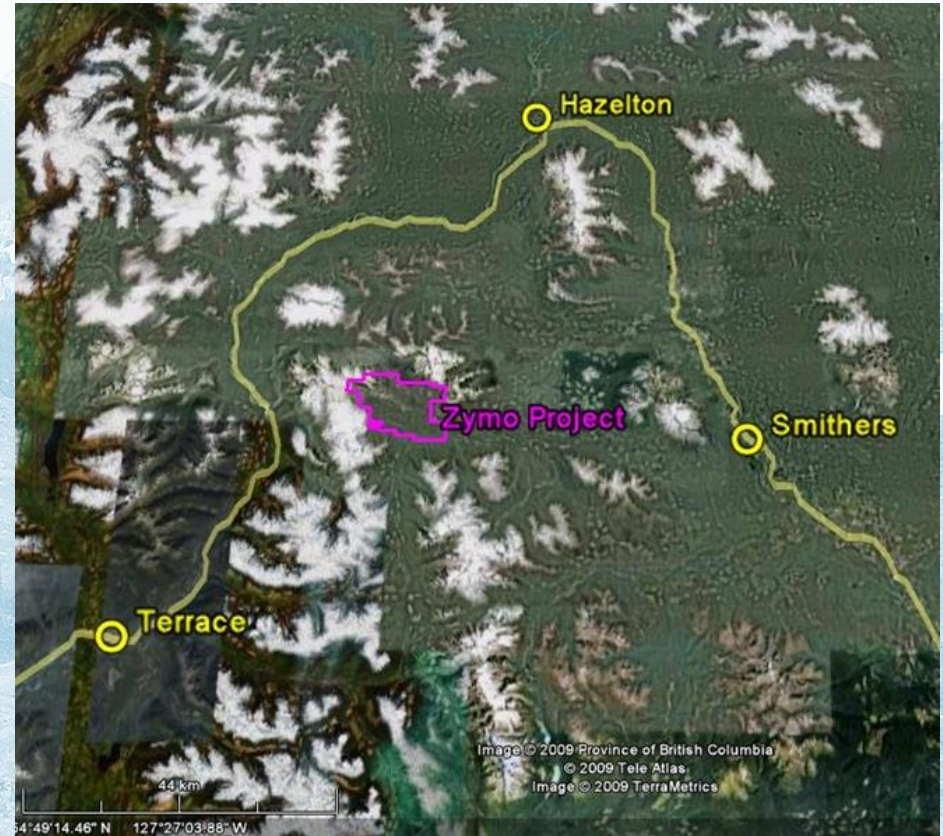
IRON LAKE



TSX-V: ETF

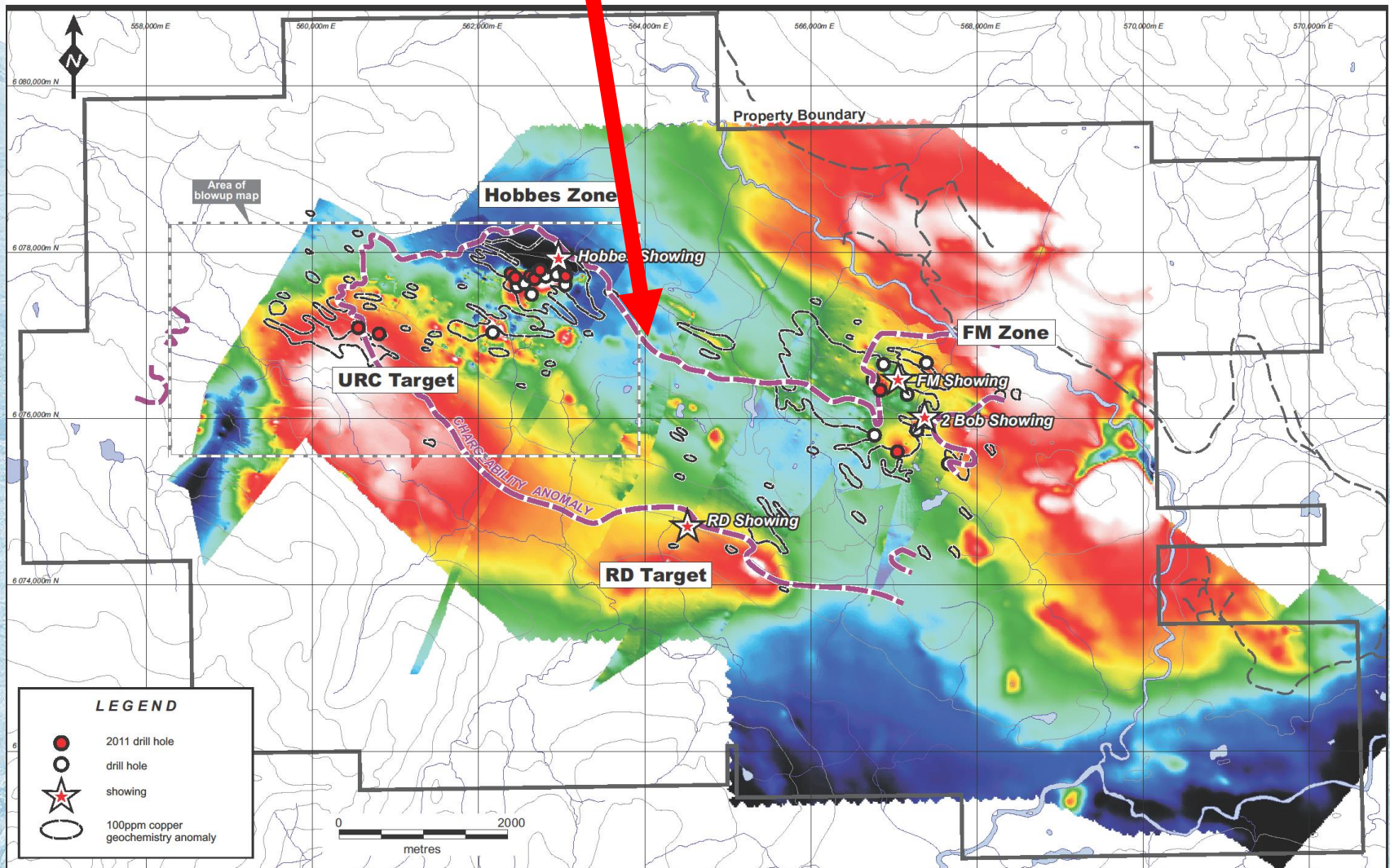


- 8km by 2km IP anomaly indicates a large porphyry system hosting several mineralized centers.
- Mineralization consists of copper-gold porphyry and porphyry related bulk tonnage high sulphidation gold-silver-zinc occurrences.



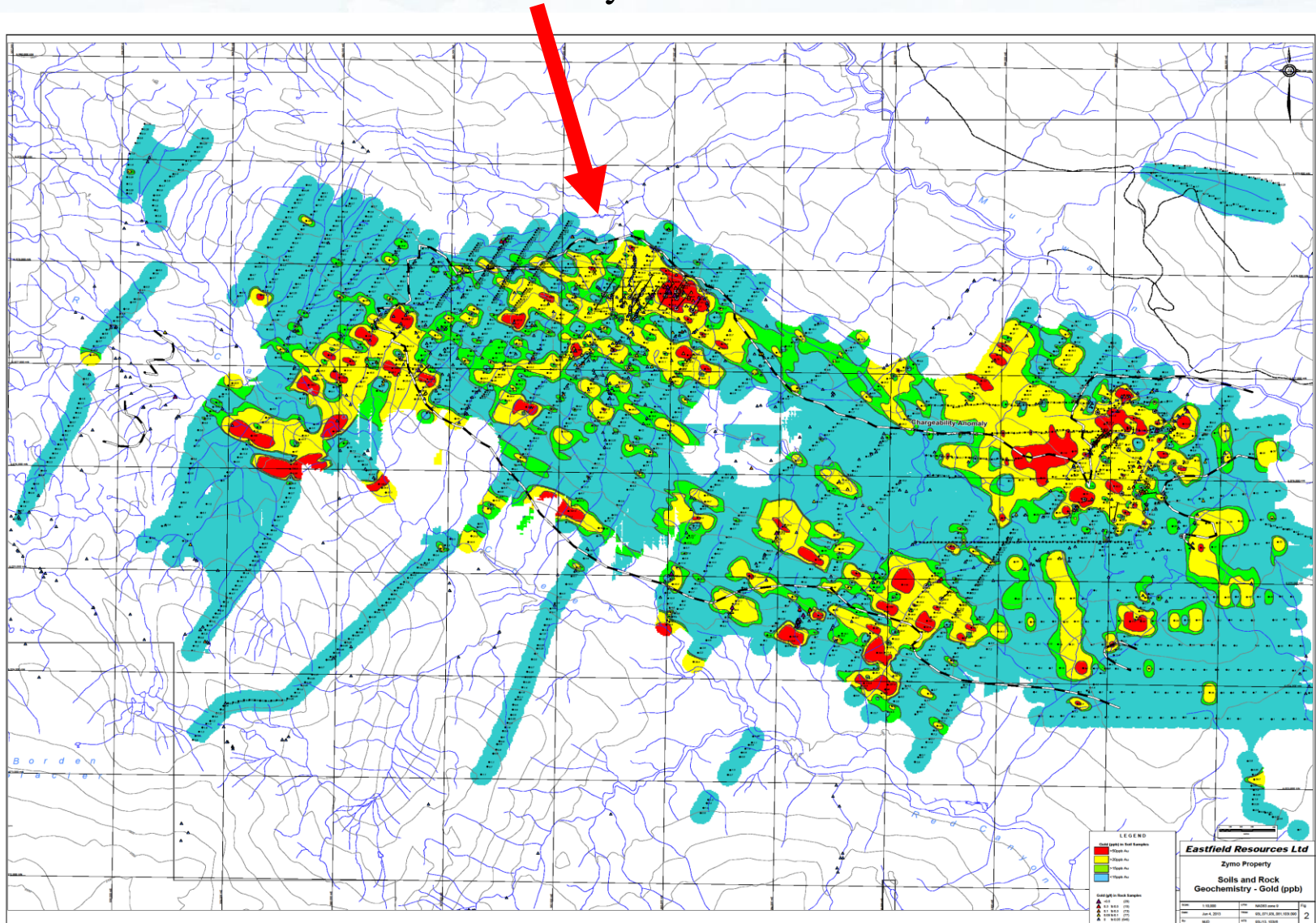
ZYMO PROPERTY — Copper Gold Porphyry

8km x 2km IP anomaly outlines the intrusive area



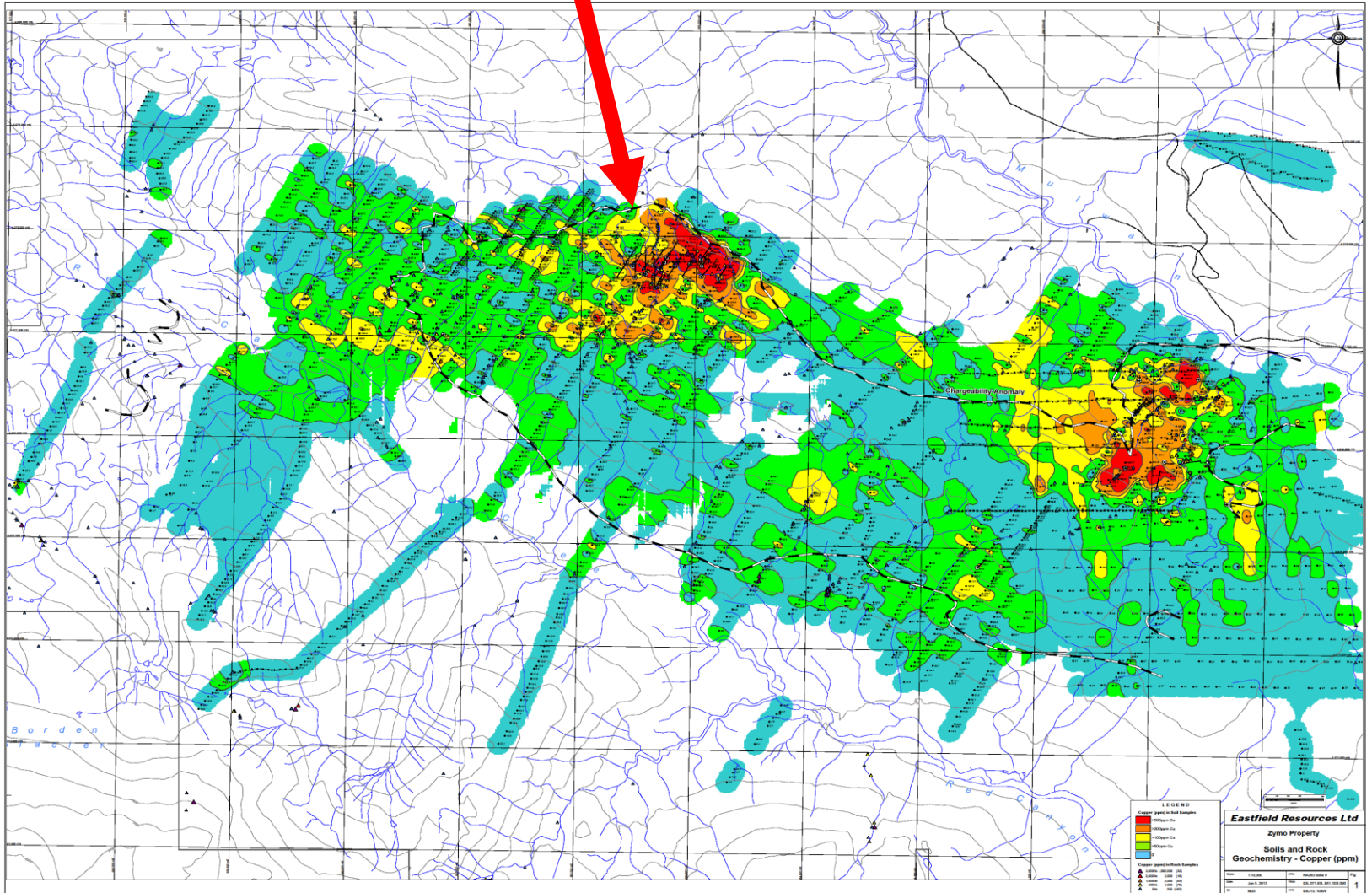
ZYMO – Gold in Soils

8km x 2km IP anomaly outlines the intrusive area



ZYMO – Copper in Soils

8km x 2km IP anomaly outlines the intrusive area



ZYMO – Previous Drill Intercepts

Hole	From (m)	To (m)	Interval (m)	Au (g/t)	Cu (%)	Cu eq. (%)*
HOBBS ZONE						
ZY08-07	113.00	182.00	69.00	0.22	0.33	0.48
ZY08-08	51.00	111.00	60.00	0.26	0.40	0.57
ZY08-09	3.00	256.00	253.00	0.23	0.32	0.47
incl.	15.00	87.00	72.00	0.55	0.72	1.10
ZY08-10	3.00	198.00	195.00	0.19	0.29	0.42
incl.	18.00	75.00	57.00	0.32	0.43	0.64
ZY08-11	6.00	153.00	147.00	0.10	0.16	0.23
ZY08-13	252.00	381.00	129.00	0.12	0.20	0.28
ZY08-14	3.00	276.00	273.00	0.15	0.23	0.33
incl.	21.00	93.00	72.00	0.29	0.41	0.60
ZY08-15	30.00	441.00	411.00	0.11	0.21	0.28
incl.	87.00	153.00	66.00	0.20	0.33	0.46
ZY08-16	30.00	369.00	339.00	0.13	0.23	0.32
incl.	201.00	279.00	78.00	0.26	0.41	0.58
ZY11-20	3.00	174.00	171.00	0.24	0.29	0.45
incl.	3.00	129.00	126.00	0.28	0.34	0.53
ZY11-21	3.00	165.00	162.00	0.15	0.18	0.28
ZY11-22	11.00	47.00	36.00	0.34	0.43	0.66
ZY11-23	6.00	315.00	309.00	0.13	0.21	0.30
incl.	6.00	201.00	195.00	0.18	0.29	0.41
ZY11-26	180.00	255.00	75.00	0.20	0.29	0.42
ZY11-27	33.00	156.00	123.00	0.15	0.21	0.31
and	183.00	255.00	72.00	0.11	0.19	0.26
ZY11-28	123.00	228.00	105.00	0.14	0.20	0.29
incl.	150.00	180.00	30.00	0.19	0.30	0.43
ZY12-32	6.30	180.00	173.70	0.20	0.26	0.39
ZY12-34	219.00	306.00	87.00	0.08	0.15	0.20

Hole	From (m)	To (m)	Interval (m)	Au (g/t)	Cu (%)	Cu eq. (%)*
FM ZONE						
ZY11-18	15.00	159.00	144.00	0.15	0.22	0.32
incl.	15.00	93.00	78.00	0.20	0.26	0.39
ZY11-19	3.00	356.50	353.50	0.08	0.11	0.16
ZY12-29	114.00	258.00	144.00	0.08	0.16	0.21

*Cu. Eq. using

Gold \$1,820 Ounce

Copper \$4.00 pound





EASTFIELD RESOURCES LTD

**Suite 110- 325 Howe St.
Vancouver, BC, V6C 1Z7, Canada**

604-681-7913

Toll Free: 1-888-656-6611

Email: info@eastfieldgroup.com

TSX-V: *ETF*

OTC: *ETFLF*